

Region: 7
County: Lee
Agency: (All)

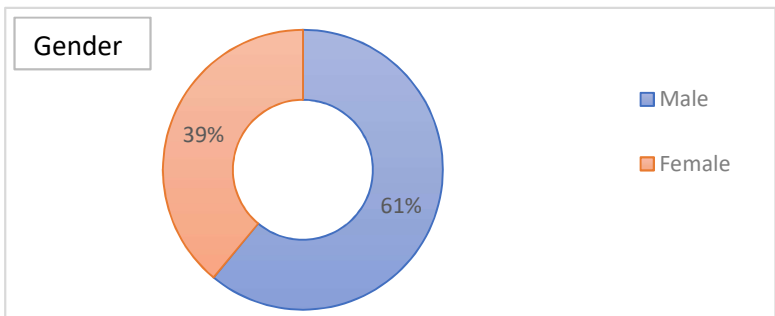
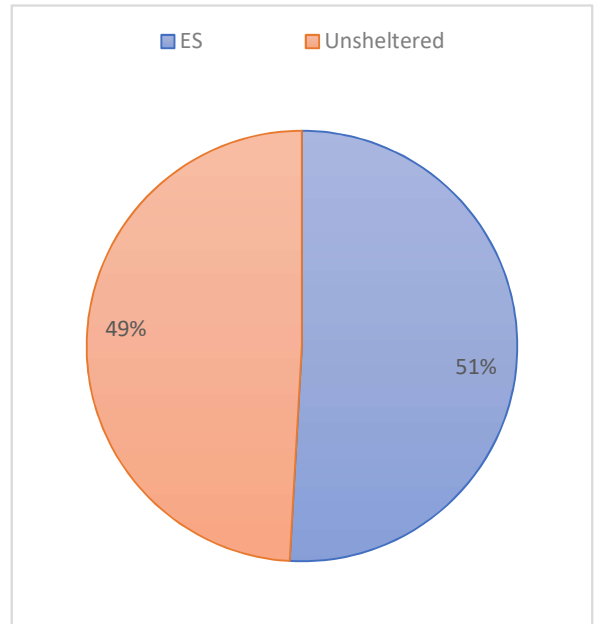
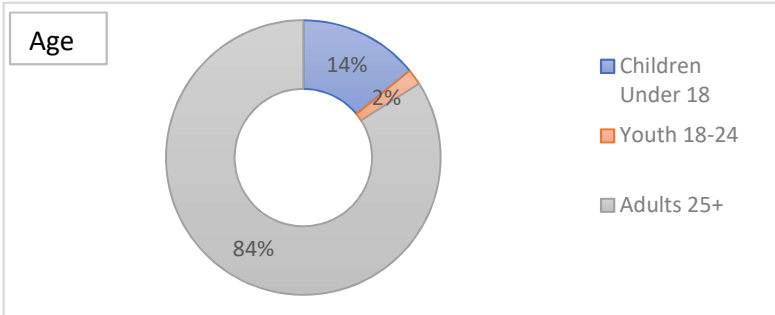
| 2019 Point in Time Count | Households | People |
|--------------------------|------------|--------|
| Total Balance of State | 2,304 | 2,989 |
| Total for the Region | 303 | 373 |

Program: (All)
 Households 124
 People 163



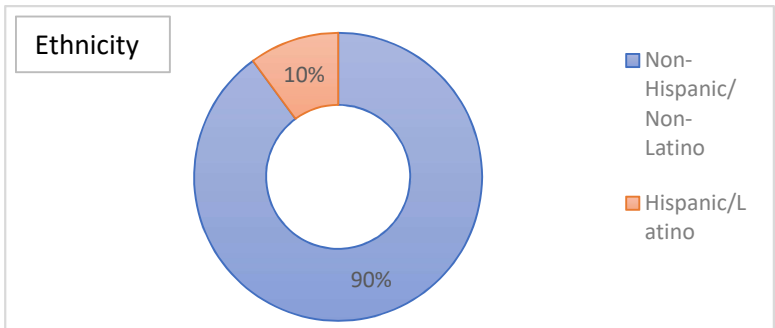
Age, Gender, Ethnicity and Race*

Percent of People in Each Housing Type



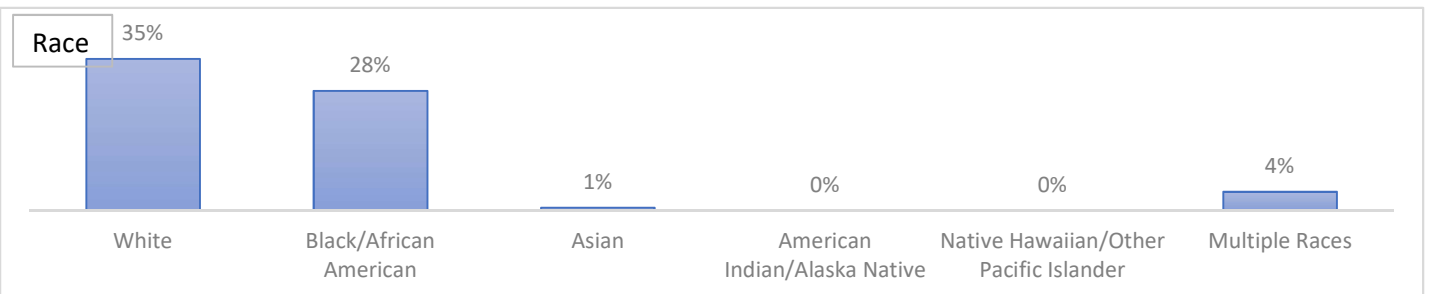
Shelter Utilization:

Transgender 0 (# of people)
 Gender Non Conforming 0 (# of people)



Subpopulations

| Subpopulation | Percent | Total People |
|----------------------|---------|--------------|
| Chronic Homelessness | 7% | 9 |
| Veterans | 6% | 10 |
| Unaccompanied Youth | 1% | 2 |



Instructions:

This page works for a region, county, agency, or program.

Start with the region. DO NOT CHOOSE NONE OR MULTIPLE.

If you want county, select that next. Followed by Agency and finally, Program.

| Region # | |
|----------|---|
| 1 | ^ |
| 2 | |
| 3 | |
| 4 | |
| 5 | |
| 6 | |
| 7 | |
| 8 | v |

| COUNTY | |
|------------|---|
| Anson | ^ |
| Harnett | |
| Hoke | |
| Johnston | |
| Lee | |
| Montgomery | |
| Moore | |
| Randolph | v |

| AGENCY | |
|--------------------------|---|
| Bread of Life Ministries | ^ |
| Family Promise of Le... | |
| Haven of Lee County | |
| Lee: Unsheltered | |
| Outreach Missions In... | |
| ABCCM | |
| Alamance: Unsheltered | |
| Albemarle Hopeline | v |

Printing Set up for columns A-K only.

